

DO NOT OPEN THIS QUESTION BOOKLET UNTIL YOU ARE ASKED TO DO SO.

Booklet Series

Booklet No.



QUESTION BOOKLET
SECOND PAPER
CIVIL ENGINEERING (02)

221065

Time Allowed : 2 Hours

Maximum Marks : 200

INSTRUCTIONS FOR CANDIDATES

1. Immediately after commencement of the Examination you should check that this Question Booklet **does not have any unprinted or torn or missing pages or items**, etc. If so, get it replaced by a complete Question Booklet.
2. You have to enter your Roll Number on the Question Booklet in the Box provided alongside. **DO NOT** write anything else on the Question Booklet.

--	--	--	--	--	--	--	--	--	--
3. Candidate must fill up the necessary information in the space provided on the supplied OMR (Optical Mark Recognition) Answer Sheet before commencement of the Examination. *See directions on the OMR Answer Sheet.*
4. For marking the correct answer, darken **one** circle by **black or blue** ballpoint pen only. Please **do not mark on more than one circle**. Darkening on more than one circle against an answer will be treated as wrong answer.
5. Do not detach any leaf from this Question Booklet. After the examination, **handover the OMR Answer Sheet to the Room Invigilator**. You are allowed to take the Question Booklet after the examination is over.
6. The Question Booklet contains **100** questions. Each question carries **2** marks. There is no negative marking for any wrong answer.
7. Two pages have been provided for Rough Work in this Question Booklet.
8. Possession and use of Calculator, Mobile Phone and Electronic Gadget is prohibited in the Examination Hall.
9. Candidates are informed that evaluation of the *OMR Answer Sheet will be done by Electronic Machine. So, they should shadow the hubbles of Roll No. and Booklet Series properly, otherwise Machine will not be able to evaluate it. Failure to comply this instruction shall result in cancellation of their candidature.*
10. Candidates appearing in the Examination will be allowed to leave the Examination Hall only after completion of the Examination.

DO NOT OPEN THIS QUESTION BOOKLET UNTIL YOU ARE ASKED TO DO SO.



Series - **A**



1. When a first class brick is immersed in cold water for 24 hours, it should not absorb water by weight more than
 - (A) 20%
 - (B) 10%
 - (C) 15%
 - (D) 5%
2. For complete hydration of cement, the water cement ratio is
 - (A) Less than 0.25
 - (B) More than 0.25 but less than 0.35
 - (C) More than 0.35 but less than 0.45
 - (D) More than 0.45 but less than 0.60
3. The fineness of cement is tested by
 - (A) air-content method
 - (B) air-permeability method
 - (C) le-chatelier
 - (D) Vicat's apparatus
4. Which type of cement is recommended in large mass works, such as a dam ?
 - (A) OPC
 - (B) High alumina cement
 - (C) Low heat Portland cement
 - (D) Portland pozzolana
5. In cements, generally the increase in strength during a period of 14 days to 28 days is primarily due to
 - (A) C_3A
 - (B) C_3S
 - (C) C_2S
 - (D) C_4AF
6. The grade of cement is determined by testing cement mortar of proportion of cement to sand
 - (A) 1 : 2.0
 - (B) 1 : 2.5
 - (C) 1 : 3.0
 - (D) 1 : 3.5
7. The approximate proportion of dry cement mortar required for brick work is
 - (A) 20%
 - (B) 10%
 - (C) 15%
 - (D) 30%
8. What is the quantity of cement (in kg) and of dry sand (in cubic metre) respectively required for preparing one cubic metre of wet cement mortar of 1 : 5 proportion ?
 - (A) 310 and 1.05
 - (B) 290 and 1.05
 - (C) 280 and 1.00
 - (D) 280 and 2.00

9. The approx. ratio between the strength of cement concrete at 7 days and at 28 days is
 - (A) $3/4$
 - (B) $2/3$
 - (C) $1/2$
 - (D) $1/3$
10. What is the amount of water required for a workable RC of mix 1 : 2 : 4 by weight when w/c ratio is 0.60 and unit weight of concrete is $2,400 \text{ kg/m}^3$.
 - (A) 165 L
 - (B) 205 L
 - (C) 245 L
 - (D) 285 L
11. As per IS code of practice, concrete should be cured at
 - (A) 35°C
 - (B) 25°C
 - (C) 27°C
 - (D) 50°C
12. The ratio of modulus of rupture to direct tensile strength of concrete is
 - (A) 4
 - (B) 2
 - (C) 0.75
 - (D) 1.0
13. Slump and compaction factor are two different measure of workability of concrete. For a slump of 0 to 20, what is the equivalent range of compaction factor ?
 - (A) 0.4-0.7
 - (B) 0.7-0.9
 - (C) 0.7-0.8
 - (D) 0.6-0.8
14. The number of independent elastic constants for a linear elastic isotropic and homogeneous material is
 - (A) 4
 - (B) 3
 - (C) 2
 - (D) 1
15. For a given material the Poisson's ratio 0.25, the ratio of Young's modulus and modulus of rigidity is
 - (A) 2.5
 - (B) 0.4
 - (C) 2.75
 - (D) 3.0
16. The symmetry of the stress tensor at a point in a body when at equilibrium is obtained from
 - (A) Conservation of energy
 - (B) Moment equilibrium equations
 - (C) Force equilibrium equations
 - (D) None of these

17. A simply supported beam of length 10 m is acted upon by a clockwise moment of 100 kNm at the centre of the beam, the value of shear force at left support is

- (A) 20 kN
- (B) 10 kN
- (C) Zero
- (D) 1000 kN

18. Shear span is defined as the zone where

- (A) Bending moment is constant
- (B) Shear force is constant
- (C) Shear force is zero
- (D) Bending moment is zero

19. An overhanging beam on both sides is acted upon by a uniformly distributed load (kN/m) throughout. Overhanging on each side is L_1 m and clear span is L m. For maximum positive moment equal to the negative moment, what is the ratio of L_1 to L ?

- (A) 0.7071
- (B) 0.3535
- (C) 0.5
- (D) 0.5773

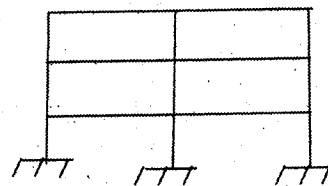
20. At a point in a steel member, the major principal stress is 200 N/mm^2 (tensile) and the minor principal stress is compressive. If the uniaxial tensile yield stress 250 N/mm^2 , then according to the maximum shear stress theory, the magnitude of the minor principal stress (compressive) at which yielding will commence is

- (A) 250 N/mm^2
- (B) 150 N/mm^2
- (C) 50 N/mm^2
- (D) 200 N/mm^2

21. If a circular shaft is subjected to a torque T and a bending moment M , the ratio of the maximum shear stress to the maximum bending stress is given by

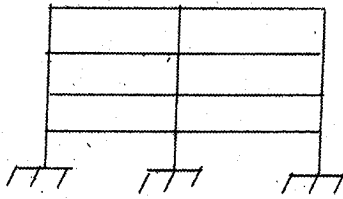
- (A) $2M/T$
- (B) $2T/M$
- (C) $T/2M$
- (D) M/T

22. The total (both internal and external) degree of static indeterminacy of the plane frame shown in the given figure is



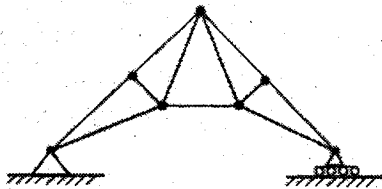
- (A) 14
- (B) 16
- (C) 18
- (D) 20

23. Total degree of kinematic indeterminacy for the plane frame shown in the figure is given by



- (A) 27
(B) 36
(C) 54
(D) 24

24. The kinematic indeterminacy of the plane truss shown in the figure is



- (A) 11
(B) 8
(C) 3
(D) 0

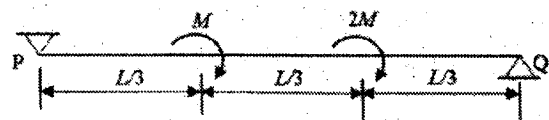
25. The stiffness matrix of a beam elements is $(2EI/L) \begin{bmatrix} 2 & 1 \\ 1 & 2 \end{bmatrix}$ which one of the following is its flexibility matrix ?

- (A) $(L/2EI) \begin{bmatrix} 2 & 1 \\ 1 & 2 \end{bmatrix}$
(B) $(L/6EI) \begin{bmatrix} 2 & -1 \\ -1 & 2 \end{bmatrix}$
(C) $(L/4EI) \begin{bmatrix} 2 & 1 \\ 1 & 2 \end{bmatrix}$
(D) $(L/6EI) \begin{bmatrix} 1 & -2 \\ -2 & 1 \end{bmatrix}$

26. Flexibility method of structural analysis starts with

- (A) Compatible deformation
(B) Equilibrium condition
(C) Force deformation relation
(D) Equilibrium state of internal forces

27. The figure shows a simply supported beam PQ of uniform flexural rigidity EI carrying two moments M and 2M



The slope at P will be

- (A) 0
(B) $ML/(9EI)$
(C) $ML/(6EI)$
(D) $ML/(3EI)$
28. A propped cantilever of span L carries a vertical concentrated load at the mid-span. If the plastic moment capacity of the section is M_p , the magnitude of the collapse load is
- (A) $8 M_p L$
(B) $6 M_p L$
(C) $4 M_p L$
(D) $2 M_p L$

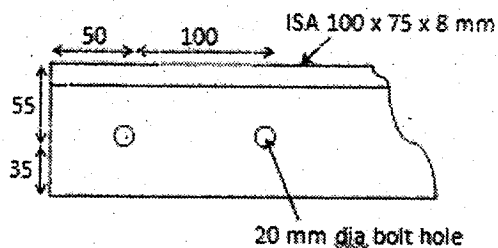
29. As per IS 800 : 2007, the cross-section in which the extreme fiber can reach the yield stress, but cannot develop the plastic moment of resistance due to failure by local buckling is classified as

(A) Plastic section
(B) Compact section
(C) Semi-compact section
(D) Slender section

30. A steel member 'M' has reversal of stress due to live loads, whereas another member 'N' has reversal of stress due to wind load. As per IS 800 : 2007, the maximum slenderness ratio permitted is

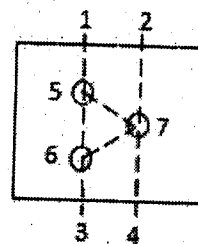
(A) less for member 'M' than that of member 'N'
(B) more for member 'M' than for member 'N'
(C) same for both the members
(D) not specified in the code

31. Determine block shear strength of tension member shown in figure if grade of steel is Fe-410



(A) 309.06 kN
(B) 216.49 kN
(C) 258.49 kN
(D) 326.54 kN

32. Which section to be considered in the design for the net area of flat ?



(A) 1-5-6-3
(B) 2-7-4
(C) 1-5-7-4
(D) 1-5-7-6-3

33. Minimum number of vertical bars in a circular column is

(A) 6
(B) 4
(C) 5
(D) 8

34. Minimum percentage of longitudinal reinforcement in RCC column is

(A) 1.2
(B) 0.6
(C) 0.8
(D) 1.0

35. A T-Beam behaves as a rectangular beam of width equal to its flange if its neutral axis is

(A) coincides with centroid of reinforcement
(B) coincides with centroid of T-section
(C) remains within the flange
(D) remains in the web

36. In limit state design, the limiting depth of neutral axis for Fe-500 for beam having effective depth "d" is
- (A) 0.43d
 - (B) 0.48d
 - (C) 0.46d
 - (D) 0.53d
37. The probability of failure implied in the limit state design is of the order of
- (A) 10^{-3}
 - (B) 10^{-2}
 - (C) 10^{-5}
 - (D) 10^{-7}
38. Gantt charts indicate
- (A) Comparison of actual progress with the scheduled progress
 - (B) Balance of work to be done
 - (C) Progress cost of the project
 - (D) Inventory cost
39. A serious limitation of interdependencies between various activities is generally observed in
- (A) Milestones chart
 - (B) Bar charts
 - (C) Job layouts
 - (D) Network analysis
40. The optimistic, most likely and pessimistic estimates of time for an activity are 4 days, 11 days and 12 days respectively. The expected completion time of this activity is
- (A) 10 days
 - (B) 11 days
 - (C) 9 days
 - (D) 5 days
41. In PERT analysis, the time estimates of activities correspond to
- (A) Binomial distribution
 - (B) β distribution
 - (C) Poisson's distribution
 - (D) Normal distribution
42. Consider the following statements :
1. Fluids of low viscosity are all irrational.
 2. Rotation of the fluid is always associated with shear stress.
- Which of these statements is/are correct ?
- (A) 1 only
 - (B) 2 only
 - (C) Both 1 and 2
 - (D) Neither 1 nor 2

43. Water flows through a 100 mm diameter pipe with a velocity of 0.015 m/sec. If the kinematic viscosity of water is 1.13×10^{-6} m²/sec, the friction factor of the pipe material is
- (A) 0.0015
(B) 0.032
(C) 0.037
(D) 0.048
44. A discharge of 1 cumec is flowing in a rectangular channel one metre wide at a depth of 20 cm. The bed slope of channel is
- (A) mild
(B) critical
(C) steep
(D) adverse
45. If the pump head is 75 m, discharge is 0.464 m³/s and the motor speed is 1440 rpm at rated condition, the specific speed of the pump is about
- (A) 4
(B) 26
(C) 38
(D) 1440
46. If a water tank, partially filled with water is being carried on a truck, moving with a constant horizontal acceleration, the level of water in the tank;
- (A) rise and fall alternately on the front side of the tank
(B) fall on rear side of the tank
(C) remain the same on both sides of the tank
(D) rise on the rear side and fall on the front side of the tank.
47. The function of an air vessel in a reciprocating pump is to obtain
- (A) reduction of suction head
(B) rise in delivery head
(C) continuous supply of water at uniform rate
(D) increase in supply of water
48. The performance of a well is measured by its
- (A) specific capacity
(B) specific yield
(C) storage co-efficient
(D) permeability co-efficient

49. The unit hydrograph theory is based on the assumption of
- (A) non-linear response and time invariance
 - (B) linear response and non-linear time variance
 - (C) time invariance and linear response
 - (D) non-linear response and non-linear time variance
50. S-hydrograph is used to obtain unit hydrograph of
- (A) shorter duration from longer duration
 - (B) longer duration from shorter duration
 - (C) Both (A) and (B)
 - (D) None of these
51. A hydraulic jump in a control metre will be formed above the control, if its original
- (A) depth is more than critical depth
 - (B) depth is less than the critical depth
 - (C) depth is equal to critical depth
 - (D) None of these
52. Pick up the correct statement from the following :
- (A) Perched aquifer is found in an unconfined aquifer.
 - (B) The top surface of the water held in the perched aquifer is known as perched water table.
 - (C) Perched aquifer is formed in the unconfined aquifer if an impervious layer exists.
 - (D) All of these
53. The probability of a 10 years flood to occur at least once in the next 4 years is
- (A) 25%
 - (B) 35%
 - (C) 50%
 - (D) 65%
54. Consumptive use of a crop during growth, is the amount of
- (A) Interception
 - (B) Transpiration
 - (C) Evaporation
 - (D) All of these
55. The prism storage in a river reach during the passage of a flood wave is
- (A) A constant
 - (B) A function of inflow and outflow
 - (C) Function of inflow only
 - (D) Function of outflow only

56. Flowing artesian wells are expected in areas where
- (A) the water table is very close to the land surface
 - (B) the aquifer is confined
 - (C) the elevation of the piezometric head line is above the elevation of the ground surface
 - (D) the rainfall is intense
57. Standard EDTA solution is used to determine the
- (A) turbidity in water
 - (B) dissolved oxygen in water
 - (C) residual chlorine in water
 - (D) hardness in water
58. Flocculating agent is added to the raw water in the treatment plant to remove the
- (A) floating particles
 - (B) dissolved chemicals
 - (C) fine suspended particles
 - (D) heavy metals
59. The terminal velocity of a settling particle in water medium is calculated using the equation given by
- (A) Darcy
 - (B) Stokes
 - (C) Newton
 - (D) Hoffman
60. The type of valve, which is provided on the suction pipe in the tube-well, is
- (A) air relief valve
 - (B) reflux valve
 - (C) pressure relief valve
 - (D) None of these
61. The filter material used in contact bed is
- (A) Sand
 - (B) Stone ballast
 - (C) Gravel
 - (D) Fine sand
62. In which pollution zone of the river, the dissolved oxygen reduced to zero ?
- (A) Zone of degradation
 - (B) Zone of recovery
 - (C) Zone of clean water
 - (D) Zone of active decomposition
63. Which bacteria results in the corrosion of iron and steel pipes embedded in soil ?
- (A) Escherichia coli bacteria
 - (B) Bacterium coli bacteria
 - (C) Iron bacteria
 - (D) Sulphur bacteria

64. The decomposition of sewage takes place, causing a pungent smell. Which of the following causes the pungent smell ?
- CO_2
 - H_2SO_4
 - HCL
 - H_2S
65. The maximum BOD removal efficiency of an oxidation pond is
- 90%
 - 95%
 - 70%
 - 80%
66. Which one of the following parameter is not included in the routine characterization of solid waste for its physical composition ?
- Moisture content
 - Density
 - Particle size analysis
 - Energy value
67. Consider the following air pollutants :
- | | |
|------------------|--------|
| 1. NO_x | 2. PAN |
| 3. CO_2 | 4. CO |
- Which of the above air pollutants is/are present in an auto exhaust gas ?
- 1 only
 - 1 and 2
 - 2 and 3
 - 1, 3 and 4
68. Which of the following methods of solid waste management conserves energy most efficiently in the form of gas or oil ?
- Incineration with heat recovery
 - Combusting
 - Fluidized – bed incineration
 - Pyrolysis
69. In urban air pollution, the most poisonous gas is supposed to be carbon monoxide. It is hazardous because it
- affects our sense of smell
 - is carcinogenic in nature
 - combines with haemoglobin
 - causes blindness
70. In the bearing capacity computation the water table effect may be ignored when the water table lies
- at the ground surface
 - at the base of the footing
 - within the wedge zone
 - below the wedge zone
71. What is the critical depth of vertical cut in a saturated cohesive soil with $c = 15.5 \text{ kN/m}^2$ and $\gamma = 18 \text{ kN/m}^3$?
- 0.86 m
 - 3.44 m
 - 6.88 m
 - 1.72 m

72. In an earth dam critical condition for which the stability has to be checked during construction with or without partial pool is/are

- (A) downstream slope
- (B) upstream slope
- (C) Both U/S & D/S slope
- (D) None

73. The ultimate bearing capacity of a soil is 310 kN/m^2 , the depth of foundation is 0.80 m and γ is 20 kN/m^3 . If the F.O.S. is 3, what will be the net safe bearing pressure ?

- (A) 98.0 kN/m^2
- (B) 98.86 kN/m^2
- (C) 100.98 kN/m^2
- (D) 100.86 kN/m^2

74. In a saturated soil deposit having a density of 22 kN/m^3 , the effective normal stress on a horizontal at 5.0 m depth, will be

- (A) 22 kN/m^2
- (B) 60 kN/m^2
- (C) 50 kN/m^2
- (D) 110 kN/m^2

75. The co-efficient of permeability of a soil is $5 \times 10^{-5} \text{ cm/sec}$ for a certain pore fluid. If the viscosity of the pore fluid is reduced to half, the co-efficient of permeability will be

- (A) $5 \times 10^{-5} \text{ cm/sec}$
- (B) $10 \times 10^{-5} \text{ cm/sec}$
- (C) $2.50 \times 10^{-5} \text{ cm/sec}$
- (D) $1.25 \times 10^{-5} \text{ cm/sec}$

76. Piping in soils occur when

- (A) the effective stress becomes zero
- (B) sudden change of permeability takes place
- (C) the soil is fissured and cracked
- (D) the soil is highly porous

77. Factor of safety with respect to cohesion gives the same concept as that of factor of safety w.r.t.;

- (A) height
- (B) average shear strength
- (C) friction
- (D) None

78. A fully saturated clay specimen in a consolidometer was subjected to a loading of 200 kN/m^2 . After a period of time it was found that the average pore pressure in the specimen was 70 kN/m^2 . The percentage of consolidation reached by then was
- (A) 70%
 - (B) 65%
 - (C) 35%
 - (D) 29%
79. Theory of errors and adjustments deals with minimizing the effects of
- (A) instrumental errors
 - (B) mistakes
 - (C) systematic errors
 - (D) personal and accidental errors
80. An invar tape is made up of an alloy of
- (A) Copper and Steel
 - (B) Brass and Nickel
 - (C) Brass and Steel
 - (D) Nickel and Steel
81. Which one of the following is carried out by two theodolite method ?
- (A) Circular curve setting
 - (B) Tacheometric survey
 - (C) Geodetic survey
 - (D) Astronomical survey
82. The process of determining the location of the station (on the map) occupied by the plane table is called as
- (A) intersection
 - (B) three-point-problem
 - (C) traversing
 - (D) resection
83. For a circular curve of radius 200 m, the co-efficient of lateral friction is 0.15 and the design speed is 40 kmph, the equilibrium super elevation (for equal pressures on inner and outer wheels) would be
- (A) 21.3
 - (B) 7
 - (C) 6.3
 - (D) 4.6
84. A summit curve is formed at the intersection of 3% up gradient and 5% down gradient. To provide a stopping distance of 128 m, the length of summit curve needed will be
- (A) 271 m
 - (B) 298 m
 - (C) 322 m
 - (D) 340 m

85. The dowel bars are used in rigid pavements to

- (A) prevent warping stresses
- (B) resist bending stresses
- (C) transfer load from one slab to the next
- (D) resist bending and shear stresses

86. Reflection cracking is observed in

- (A) flexible pavement
- (B) bituminous overlay over cement concrete surface
- (C) rigid pavement
- (D) rigid overlay over flexible pavement

87. A track bar is used for

- (A) interlocking points and signals
- (B) setting points and crossings
- (C) setting marshalling yard signals
- (D) track maintenance

88. Which of the following structure is used for servicing and repairs of the air crafts ?

- (A) Apron
- (B) Terminal building
- (C) Hanger
- (D) Holding apron

89. The relation between the radius of curvature (R) and its degree of curvature (D) is given

- (A) $R = \frac{1750}{D}$
- (B) $R = \frac{1580}{D}$
- (C) $R = \frac{1786.5}{D}$
- (D) $R = \frac{1850}{D}$

90. The movable tapered end of the tongue rail is known as

- (A) Stretcher bar
- (B) Heel of switch
- (C) Toe of switch
- (D) Throw of switch

91. The arrangement made when left hand rail of one track crosses the right hand rail of another track is known as

- (A) Acute angle crossing
- (B) Diamond crossing
- (C) Square crossing
- (D) Obtuse angle crossing

92. According to the relevant IS code, the weight of timber is to be reckoned at a moisture content of

- (A) 12%
- (B) 2%
- (C) 5%
- (D) 8%

93. The disease of dry rot in timber is caused by

- (A) Lack of proper ventilation
- (B) Alternate wet and dry conditions
- (C) Complete submergence under water
- (D) None of these

94. What is the ratio of the elastic modulus of structural timber in longitudinal direction to that in the transverse direction ?

- (A) 0.5 to 1
- (B) 0.1 to 0.2
- (C) 1 to 2
- (D) 5 to 10

95. What treatment is adopted for making timber fire resistant ?

- (A) Abel's process
- (B) ASCU treatment
- (C) Tarring
- (D) None

96. Which IS code is used for classification of timber for seasoning purposes ?

- (A) IS : 1141-1958
- (B) IS : 1708-1969
- (C) IS : 4970-1973
- (D) IS : 399-1963

97. The 'frog' of the brick in a brick masonry is kept on

- (A) bottom face
- (B) top face
- (C) outer side of the wall
- (D) inner side of the wall

98. A king closure is a

- (A) Full brick
- (B) Three fourth brick
- (C) Crosswise half brick
- (D) Longitudinally half brick

99. For one cubic meter of brick masonry, the number of modular bricks needed is

- (A) 500
- (B) 400
- (C) 600
- (D) 350

100. The minimum compressive strength of first class bricks should be

- (A) 5 N/mm²
- (B) 10 N/mm²
- (C) 15 N/mm²
- (D) 8.5 N/mm²